

LEATHER

FOR FLOORS AND SURFACES
- COLLECTION NATURE -



Freund
MATERIAL FÜR IDEEN



APPLICATIONS

The exclusive Freund surfaces made of 100% natural cow and water buffalo leather give the interior a chic and, at the same time, trendy character. The leather with 1-3mm thickness can be used for covering walls, floors or furniture in private and commercial areas. Every home, shop, restaurant or hotel become a real eye-catcher with our leather surfaces. With us, you can cover and accentuate almost every surface.

 Detailed view Tundra Clay, Kaiman Tundra Clay, Cobra Tundra



Freund
MATERIAL FÜR IDEEN



THE LEATHER

Whether it is a leather floor or wall, leather should look like leather. All skins are finished by hand to accentuate the natural characteristics. This results in the many colour variations that make the material unique.

 Detailed view Tundra Off Black, Kaiman Tundra Off Black, Cobra Tundra Off



Fireplace Tundra Grey

MANUFACTURING

The hides used by Freund come from animals that have lived in the wild and are preserved using modern tannins. The tanning, dyeing and finishing is done with biologically degradable materials. This means that waste products are transformed into a biologically degradable material.

The leather tiles are:

- Fire retardant
- Soften sound
- Simple to maintain

 Detailed view Tundra Grey, Kaiman Tundra Grey, Cobra Tundra Grey



Freund
MATERIAL FÜR IDEEN



SIZES

Freund produces tiles in 4 standard dimensions. No tiles are produced until an order has been placed. We can produce the tiles to the required thickness, which depends on the purpose of the tiles.

From a 1-millimetre thickness for a stair handrail to a 2.5-millimetre thickness for the floor.

 Detailed view Tundra Sand, Kaiman Tundra Sand, Cobra Tundra



Real cow leather for exclusive furniture design,
 Colour: Tundra Clay,
 Project „Im Pogusch“ in collaboration with the
 architecture firm Viereck Architekten



 Detailed view Tundra Sand



Leather drawers and leather bedheads,
Colour: Pampas Straw

 Detailed view Pampas Straw, Kaiman Pampas Straw, Cobra Pampas Straw



Freund
MATERIAL FÜR IDEEN



Freund
MATERIAL FÜR IDEEN



 Detailed view Tundra Grey



Freund
MATERIAL FÜR IDEEN



Freund
MATERIAL FÜR IDEEN



Hugs: upholstered leather wall in individual format

 Detailed view Pampas Grey



Freund
MATERIAL FÜR IDEEN



 Detailed view Tundra Choco-


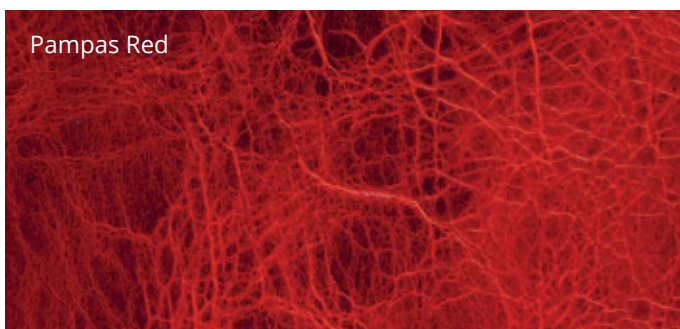

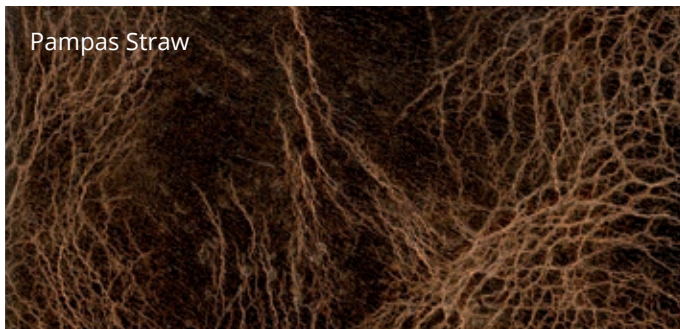




Freund
MATERIAL FÜR IDEEN






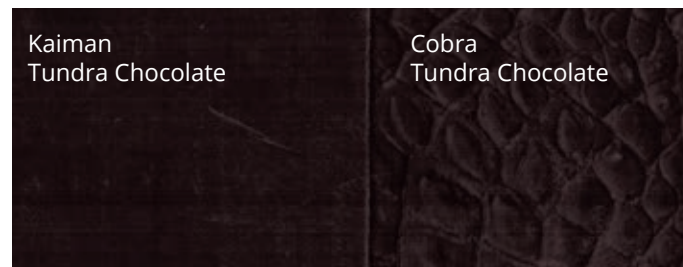





 Detailed view Tundra Off black

COLOURS - Pampas




COLOURS - Tun-

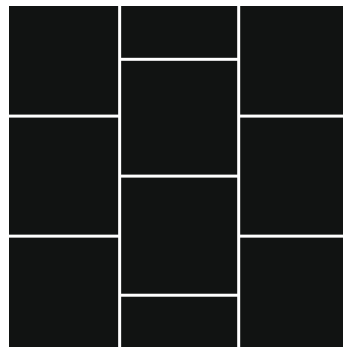


SIZES


Laying patterns - standard sizes of the leather tiles:




300 x 300 mm




400 x 400 mm



500 x 500 mm



400 x 600 mm



Special sizes on request
(max. 500 x 1000 mm)

 Detailed view Pampas Tan, Kaiman Pampas Tan, Cobra Pampas Tan



Freund
MATERIAL FÜR IDEEN

STAIN-REMOVAL TIPS LEATHER FLOORING

STAIN	TREATMENT
Coffee Tea Soft drinks Wine	Moisten a microfiber cloth with cold water and remove the stain. Rinse the cloth several times if necessary. After treatment with a clean, dry cloth and several drops of leather care on the spot and allow several minutes to soak in.
Blood Vomit Urine	Such as coffee, tea, soft drinks and wine
Food leftovers Fruit	Remove all loose parts. Moisten a microfiber cloth with cold water and remove the spot. Rinse the cloth several times if necessary. After treatment with a clean, dry cloth and several drops of leather care on the spot and allow several minutes to soak in.
Chewing gum	Carefully remove the chewing gum with a teaspoon. Apply some drops of leather care to a dry cloth and wipe off the spot. After treatment with a clean, dry cloth and several drops of leather care on the spot and allow several minutes to soak in.
Shoe polish	Apply some drops of leather care to a clean, dry cloth and wipe off the spot.
Sticker Paint Cement Glue	(Remove the sticker). Remove the remaining spot as fast as possible with a damp cloth and some leather care. After treatment with a clean, dry cloth and several drops of leather care on the spot and allow several minutes to soak in.

 Detailed view Pampas Pitchblack, Kaiman Pampas Pitchblack, Cobra Pampas Pitchblack

MAINTENANCE TIPS LEATHER FLOORING

MISCELLANEOUS

Good maintenance ensures that your floor stays beautiful and lasts longer. The floor care consists of three parts: daily cleaning, weekly cleaning and regular maintenance. Additionally combined with precautionary measures to prevent damage and facilitate maintenance.

DAILY – VACUUM-CLEANING

To prevent scratching, thorough vacuuming is very important. Vacuum cleaning removes 80 % of the dirt, consisting of loose dust and sand. Furthermore provide a doormat, so that the incoming dust can be limited.

- Vacuum-cleaning twice a week from edge to edge
- Use a vacuum cleaner with a suction head suitable for parquet floor, and replace the dust bag regularly
- Check the floor for stains and remove them with a damp microfiber cloth.

WEEKLY – MOISTURE CLEANING

Vacuum-cleaning does not remove all dirt. At least once a week wet cleaning is required after vacuuming.

- Use a microfiber flat mop with two buckets ,
- one for the dirty water and one for cleaning water.
- Always use a clean mop.
- Add a leather cleaning solution to the cleaning water (a ratio of 1 : 100).

PERIODICALLY - SPECIAL CLEANING

For optimal appearance of your floor we advise to do a special cleaning once or twice a year.

 Detailed view Pampas Moro

Contact Germany:

Freund GmbH

Branch office

Goerzallee 299

14167 Berlin

T: +49 (0) 30 306923-0

E: office@freundgmbh.com

www.freundgmbh.com

Contact Austria:

Freund GmbH

Pettenbacher Str. 14

A-4655 Vorchdorf O.Ö



Freund
MATERIAL FÜR IDEEN